



GREATER EASTSIDE

2017 year in review

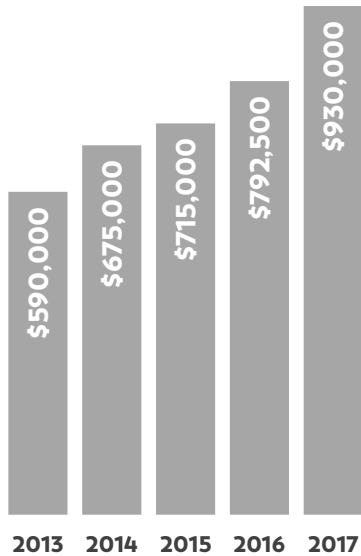
PUBLISHED JANUARY 2018
an annual report on single family
residential real estate activity



2017 EASTSIDE *year in review*

EASTSIDE SOUTH (S of I-90)

median price



five year trend



57.6%

price per square foot

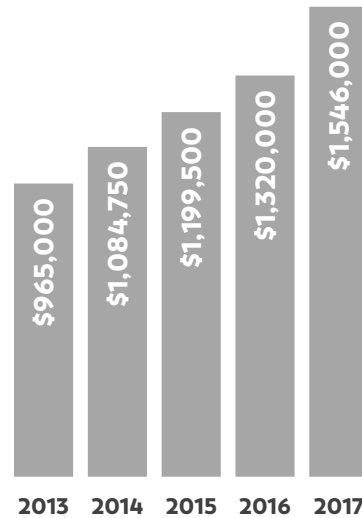
\$357

number sold

1,091

MERCER ISLAND

median price



five year trend



60.2%

price per square foot

\$544

number sold

330

WEST BELLEVUE (W OF I-405)

median price



five year trend



71.4%

price per square foot

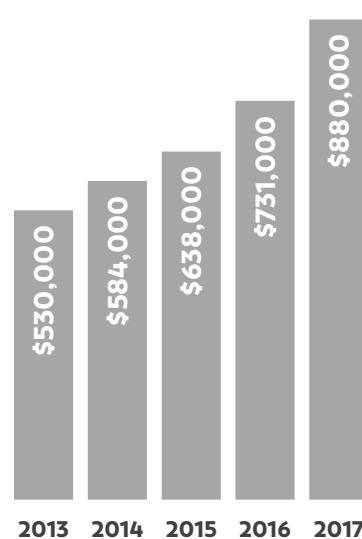
\$695

number sold

400

EAST BELLEVUE (E of I-405)

median price



five year trend



66.0%

price per square foot

\$404

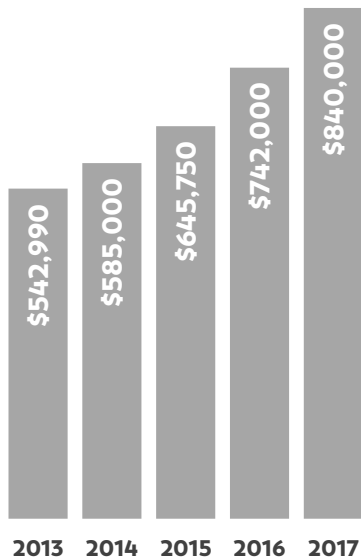
number sold

698

2017 EASTSIDE *year in review*

EAST OF LAKE SAMMAMISH

median price



five year trend

↑
54.7%

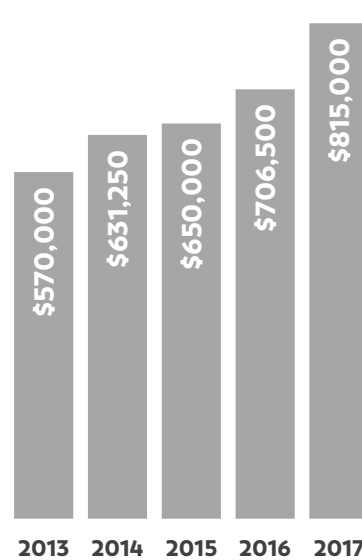
price per square foot

\$321

number sold
2,242

REDMOND

median price



five year trend

↑
43.0%

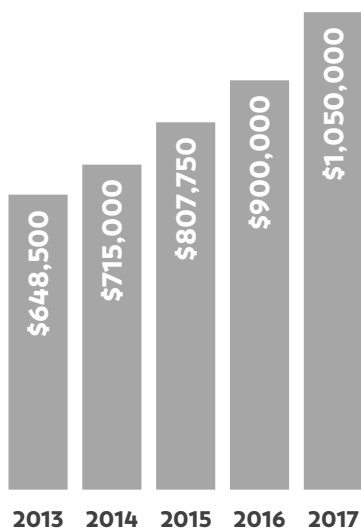
price per square foot

\$324

number sold
768

KIRKLAND

median price



five year trend

↑
61.9%

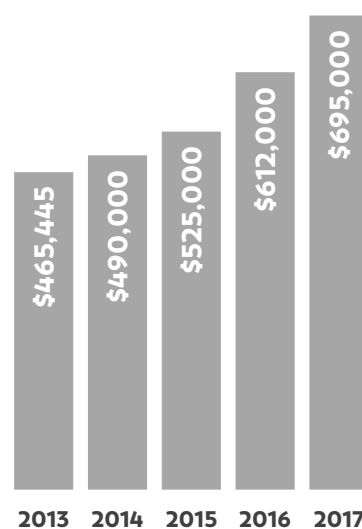
price per square foot

\$444

number sold
766

JUANITA & WOODINVILLE

median price



five year trend

↑
49.3%

price per square foot

\$314

number sold
1,858

WAIT THERE'S MORE! HOMES & STATS ONLINE



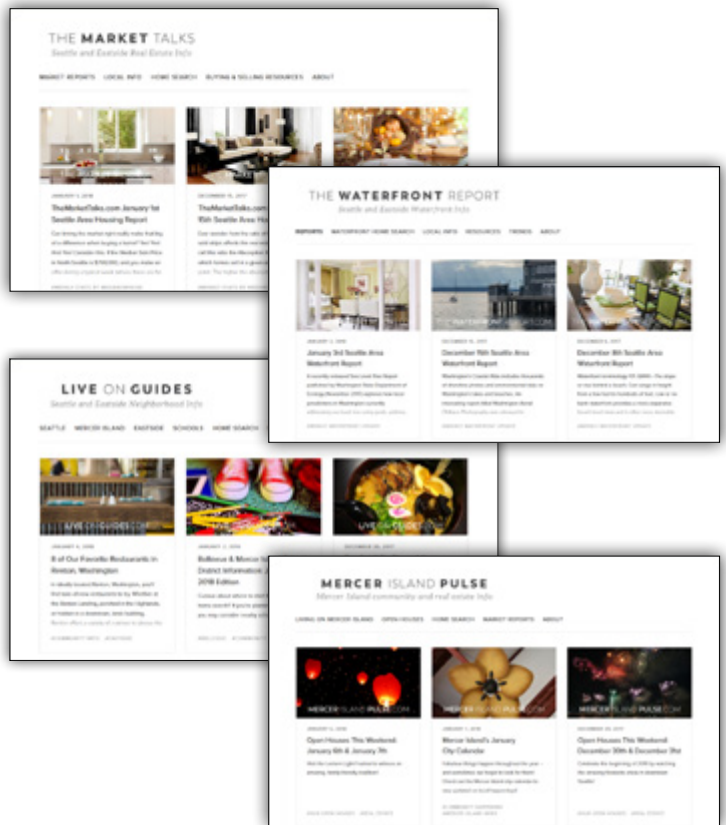
While having a historical perspective like this review is valuable, you may be looking for real-time information on today's real estate market. If so, your search is over!

We publish weekly reports to **TheMarketTalks.com**, providing a summary analysis of what's happening in 16 different micro-markets, including Seattle neighborhoods.

Interested in what's happening with waterfront properties? We are too! That's why we analyze waterfront sales each month and post results at **TheWaterfrontReport.com**.

Easily compare neighborhoods on **LiveOnGuides.com** with local info including maps, links and school data.

You can search for every property listed for sale—by any real estate company—on **WindermereMercerIsland.com**.



©2011-2018 Windermere Real Estate/Mercer Island

How have these latest market trends affected **your** home's value?
Stay in the know—contact me any time for a complimentary home value analysis.



REAL ESTATE BROKER, SRES
206.854.9911 | INABAHNER@WINDERMERE.COM
WWW.INABAHNER.COM

