

Mercer Island

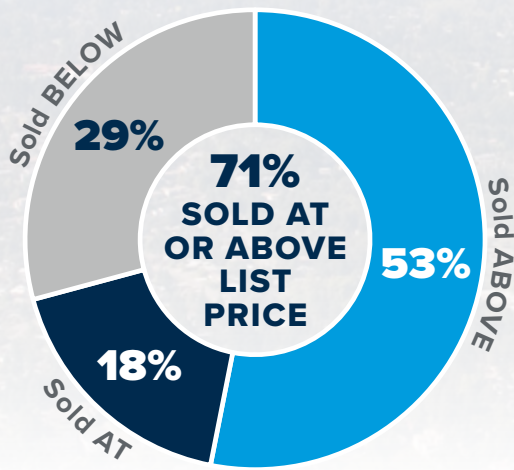
ANNUAL MARKET REPORT

PUBLISHED JANUARY 2023

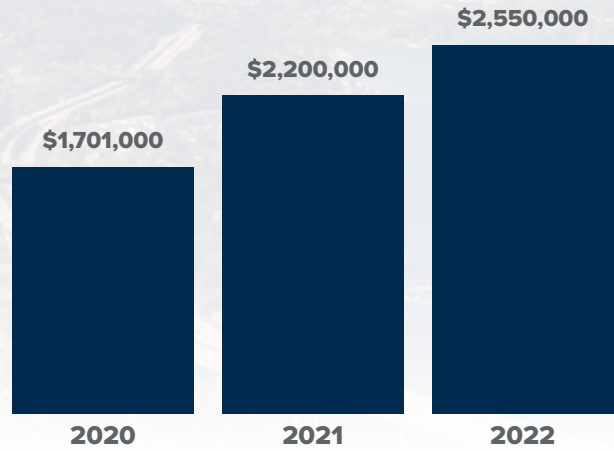
a review of single family residential
real estate activity in 2022

WINDERMERE REAL ESTATE / MERCER ISLAND


Windermere
REAL ESTATE



MEDIAN SALES PRICE

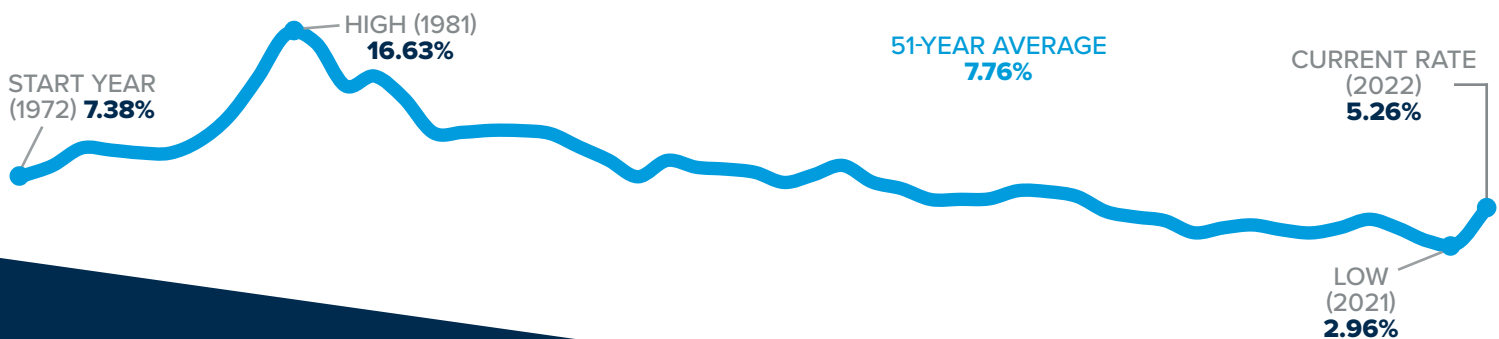


NEIGHBORHOOD SNAPSHOT

neighborhood	# sold	avg. \$ per sq ft	% sold at or above list price	% sold in first 10 days	median sale price
Northend	24	\$900	79%	79%	\$3,253,000
First Hill	20	\$868	70%	70%	\$2,752,000
East Seattle	5	\$789	80%	80%	\$2,035,000
Westside	6	\$729	50%	67%	\$3,021,000
Mercerdale	2	\$862	100%	100%	\$2,319,000
Mercerwood	13	\$822	77%	62%	\$2,301,000
Mid-Island	19	\$730	68%	58%	\$2,564,000
Eastside	2	\$575	100%	100%	\$2,710,000
MI Estates	5	\$735	80%	60%	\$2,407,000
The Lakes	3	\$918	100%	100%	\$2,825,000
Southend	25	\$930	64%	60%	\$3,373,000
ALL ISLAND	209 -43%	\$852 10%	71%	68%	\$2,550,000 16%

Percent changes are year-over-year

HISTORICAL INTEREST RATES



Mercer Island

WINDERMERE MERCER ISLAND

206.232.0446 | WindermereMI.com

© Copyright 2023 Windermere Mercer Island. Information and statistics derived from Northwest Multiple Listing Service.

mercer
island sale
prices rose

16%

YEAR-OVER-YEAR

to a median of
\$2,550,000

68% OF HOMES
SOLD IN THE FIRST
10 DAYS ON MARKET

THERE WERE

314

new listings,
down 17%
from 2021

the average
house
sold
for

\$852
PER SQ. FOOT

10%
year-
over-year

2022 YEAR IN REVIEW

Mercer Island was once again its own unique micro-market within the Pacific Northwest. Total sales volume was only 209 homes, down 46% from 2021. This means that of nearly 10,000 households on the Island, only 2% purchased/sold a home.

The pace of sales was affected not only by interest rate volatility but also by the local tech economy/job market. The median home price nevertheless held strong with a 16% rise over 2021, even with the price correction that we all started to feel mid-year.

Buyers have decided to sit on the sidelines while it all shakes out, but home-owners on Mercer Island are not running for the hills. They're patiently waiting (often without adjusting their asking prices) for the demand to return. It seems to be working: the median list price to median sales price ratio ROSE in 2022 from 77% to 88%.

2023 should be a solid year for Mercer Island real estate. All the pieces are in place: community pride, great schools and easy transportation. Let's see if the upward trend continues!

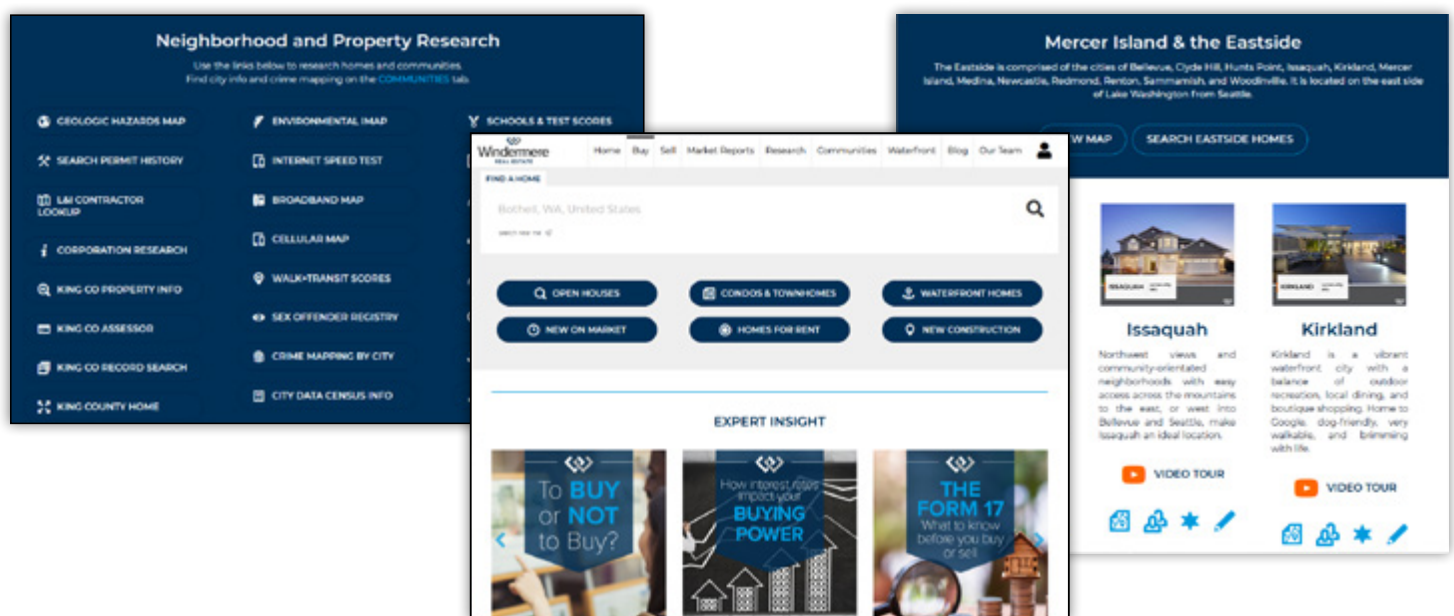


A savvy way to search HOMES & STATS ONLINE



Looking for real-time information on today's real estate market? If so, your search is over!
Visit **WindermereMI.com** to find all of the real estate resources you need in one convenient place.

- **Market Reports.** Closely track market trends as they emerge in your neighborhood. Reports are available for 21 market areas in the Seattle and Eastside region.
- **Home Buying and Selling Advice.** Search for homes, find useful buying tips, and discover how to best position your home for sale.
- **Property and Neighborhoods Research.** Find community profiles, video tours, and crime info plus research homes, neighborhoods, schools, maps, and county records.



©Windermere Real Estate/Mercer Island

Visit **InaBahner.com/Trends** to find additional reports on Seattle, Eastside, Waterfront, and Condo home sales.

Need a strategy for your next move? Reach out to me any time for a complimentary consultation. I would love to help you take full advantage of our current market.



REAL ESTATE BROKER, SRES
206.854.9911 | INABAHNER@WINDERMERE.COM
WWW.INABAHNER.COM

